Bat. Gen.
VI
405a

228

PLATEN
behoorende
bij de
INSTRUCTIE
voor de
TELEGRAAFAFDEELING
van het
KORPS GENIETROEPEN.

PERPUSTAKAAN NASIONAL
REPUBLIK INDONESIA

PERPUSTAKAAN NASIONAL
REPUBLIK INDONESIA

VI 4054

BAT
GENOOTSCHAP
VAN
K.E.N.W.

PERPUSTAKAAN NASIONAL
REPUBLIK INDONESIA

PERPUSTAKAAN NASIONAL
REPUBLIK INDONESIA



Fig. 1.

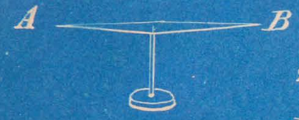

Fig. 2.

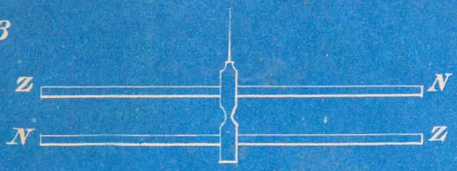

Fig. 3.

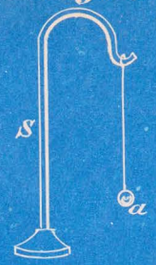

Fig. 4.



Fig. 5.



Fig. 6.

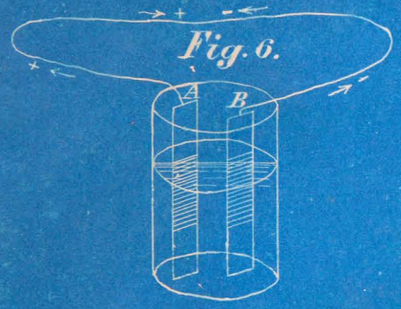

Fig. 7.

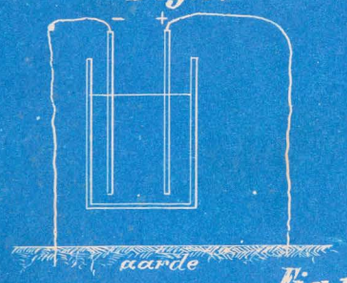

Fig. 8.

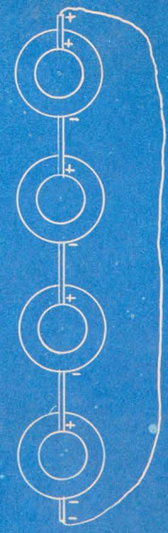

Fig. 11.

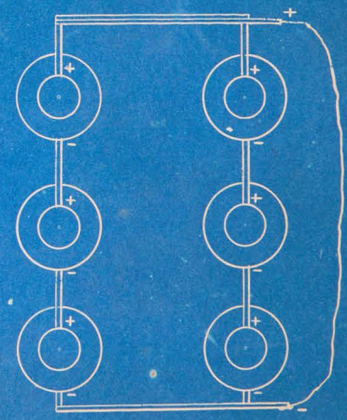

Fig. 10.



Fig. 9.

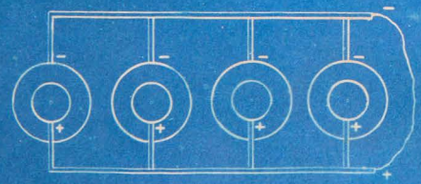

PERPUSTAKAAN NASIONAL
REPUBLIK INDONESIA

PERPUSTAKAAN NASIONAL
REPUBLIK INDONESIA

Fig: 12.



Fig: 13.

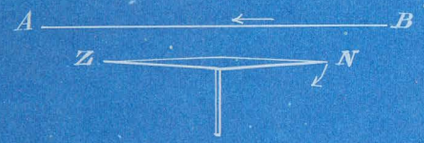

Fig: 14.



Fig: 15.

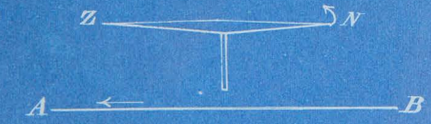

Fig: 16.

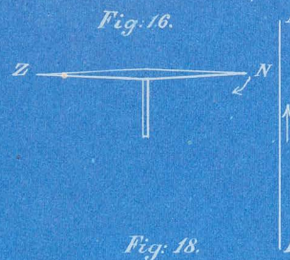

Fig: 18.



Fig: 19.



Fig: 20.



Fig: 17.



Fig: 21.

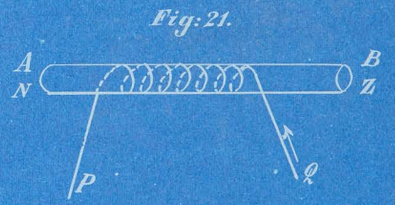

Fig: 22.



Fig: 23.

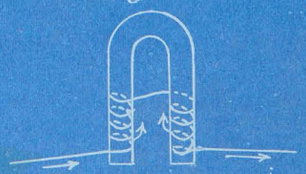

Fig: 24.

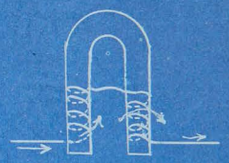

Fig: 25.

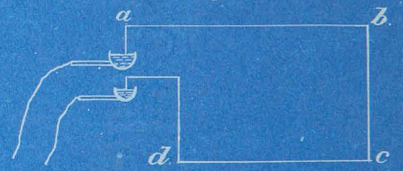

Fig: 26.



PERPUSTAKAAN NASIONAL
REPUBLIK INDONESIA

Fig: 27. (1/10). Batterijkist.
Van boven gezien zonder deksel.

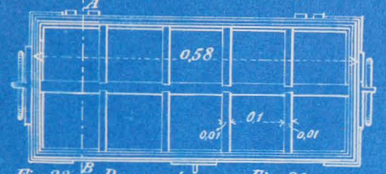

Fig: 28. Doorsnede over AB v. Fig: 27.

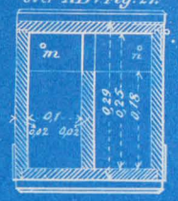

Fig: 29. Op zijde gezien.

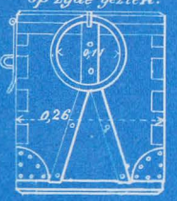

Fig: 30. (1/3). Leclanché-element.
Van boven gezien.



Gebruik der Klemschroeven.



Op zijde gezien

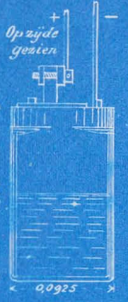

Door snede



Kool staaf. Zink staaf.

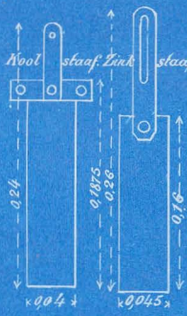

Fig: 31. (1/15). Batterij.
10 elementen achter elkander.



Fig: 32. (1/2). Draadklem.
Op zijde gezien. Van boven gezien met draad.



Fig: 33. (1/10). Stationskast.
Van voren gezien zonder deksel en binnenklep.

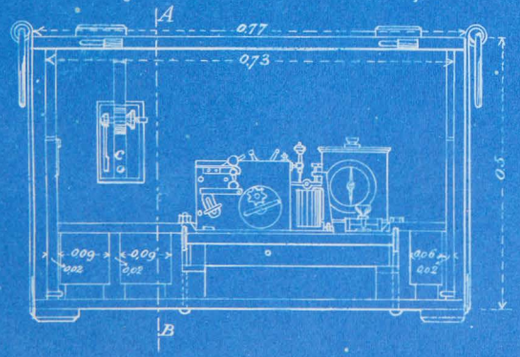

Fig: 34. Doorsnede over AB. Fig: 33.

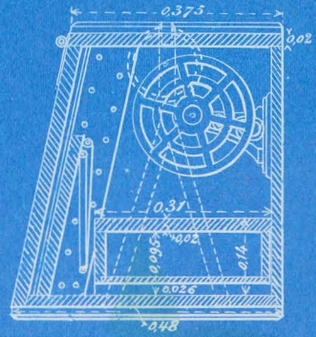

Fig: 35. Sleutel.
Van boven gezien.

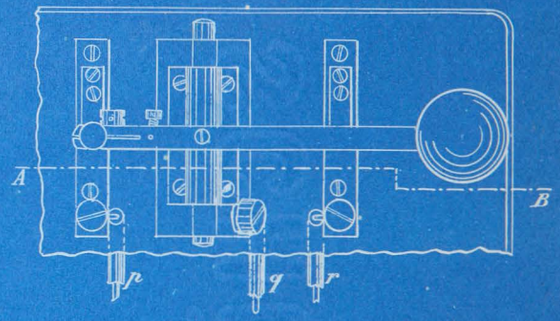

Fig: 36. Doorsnede over AB. Fig: 35.



PERPUSTAKAAN NASIONAL
REPUBLIK INDONESIA

PERPUSTAKAAN NASIONAL
REPUBLIK INDONESIA

LETTERS.



CIJFERS.



VERKORTE CIJFERTEEKENS.



DIENSTTEEKENS.



ZIN-EN LEESTEEKENS.

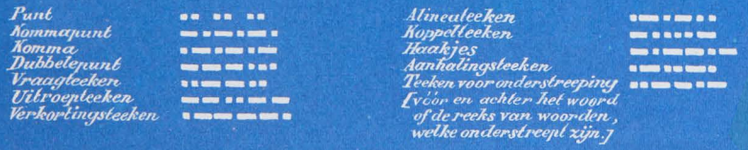

WAARDE DER TEEKENS.

Een streep is gelijk aan drie punten.
De ruimte tusschen de teekens van een zelfde letter is gelijk een punt.
" " " twee letters of teekens is gelijk drie punten.
" " " twee woorden is gelijk vijf punten.

PERPUSTAKAAN NASIONAL
REPUBLIK INDONESIA

PERPUSTAKAAN NASIONAL
REPUBLIK INDONESIA

Fig. 38. ($\frac{1}{2}$). Toestel van voren gezien.

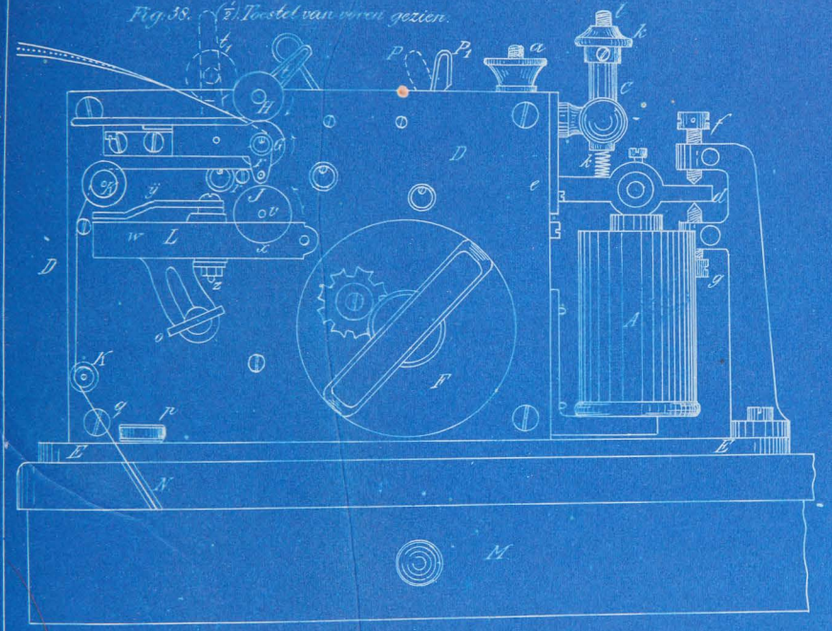

Fig. 39. ($\frac{1}{2}$). Anker met hefboom.

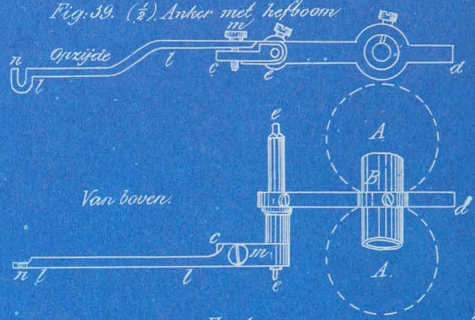

Fig. 43. ($\frac{1}{10}$). Papierdrager.

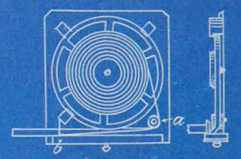

Zelfarrêteering ($\frac{1}{2}$)

Fig. 44. Wanneer het anker in den hoogsten stand is en de zelfarrêteering het raderwerk heeft doen stilstaan.



Fig. 40.

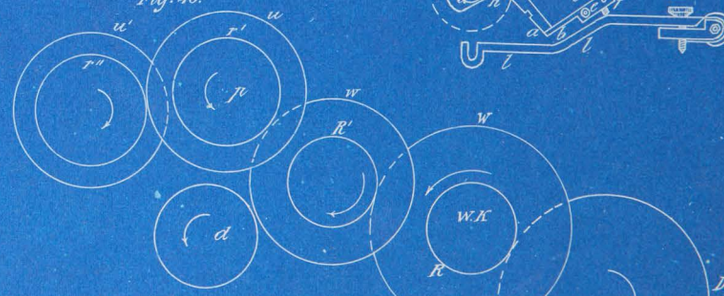

Fig. 41.

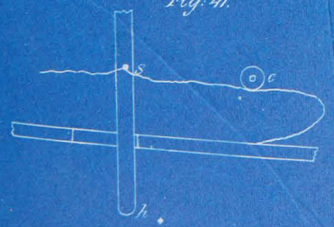

Fig. 42.

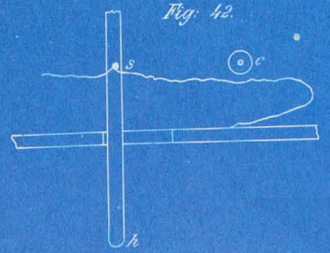

Fig. 45. Wanneer het anker in den laagsten stand is, de hefboom der zelfarrêteering in rust, maar op het punt van te worden bewogen.

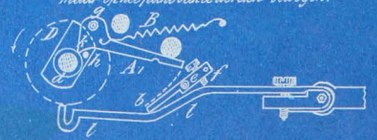

PERPUSTAKAAN NASIONAL
REPUBLIK INDONESIA

PERPUSTAKAAN NASIONAL
REPUBLIK INDONESIA

Fig. 46. ($\frac{1}{2}$). Wekker.



Fig. 47. ($\frac{1}{2}$).
Galvanometer.



Fig. 47a ($\frac{1}{2}$).
Dwarsdoorsnede over het midden van Fig. 47.



Fig. 47b ($\frac{1}{2}$).
De galvanometer van achter gezien, wanneer de kast en het houten achterstuk zijn weggenomen.

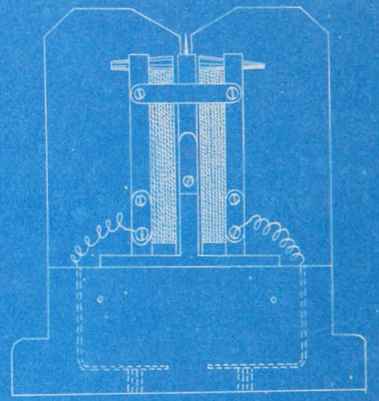

Fig. 48. ($\frac{1}{2}$).
Commutator en bliksemafleider.

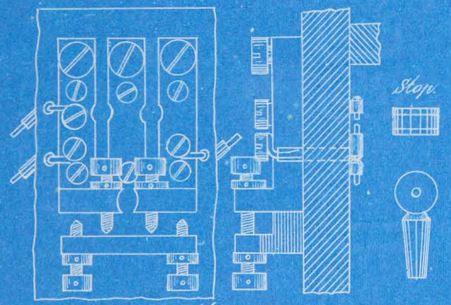

Fig. 49. ($\frac{1}{2}$).
Poolwisselaar.

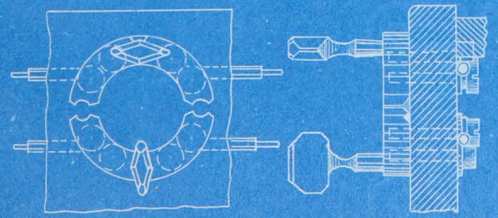

Fig. 50 ($\frac{1}{2}$).
Twee blokjes.

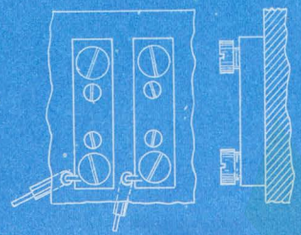

Fig. 51. ($\frac{1}{2}$).
Handschroef, kleine.

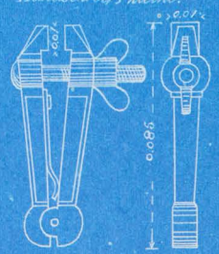

Fig. 52. ($\frac{1}{20}$) Schraag tot stationskast.

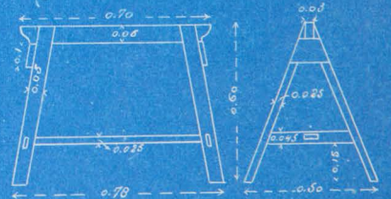

PERPUSTAKAAN NASIONAL
REPUBLIK INDONESIA

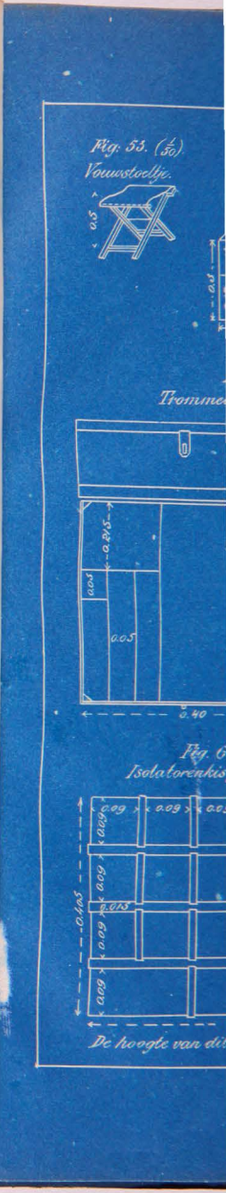

PERPUSTAKAAN NASIONAL
REPUBLIK INDONESIA

Kist tot stationsbehoeften.

Fig: 53. ($\frac{1}{50}$).
Vouwstoeltje.

Fig. 54. ($\frac{1}{20}$).
Afmeting binnenwerks.

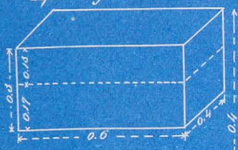

Fig. 55. ($\frac{1}{10}$).
Verdeeling van het onderste gedeelte.

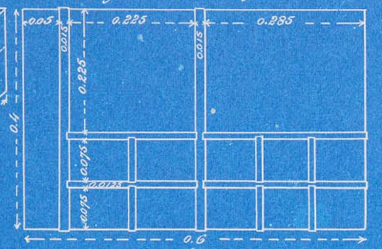

Fig. 56. ($\frac{1}{10}$)
Trommel tot schrijfbehoeften

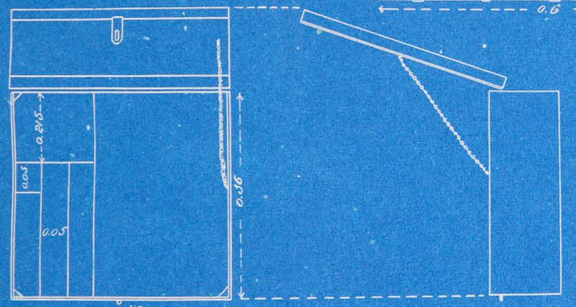

Fig. 57. ($\frac{1}{20}$).
Lantarenkist.

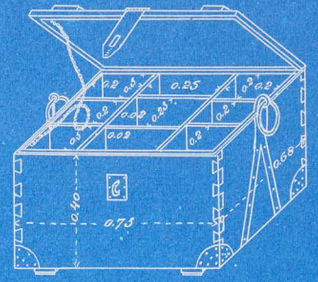

Fig: 58. ($\frac{1}{10}$).
Werktasch.

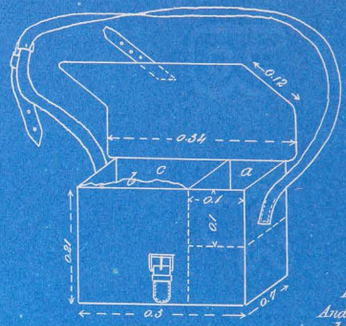

Fig. 59. ($\frac{1}{10}$).
Mokertasch.

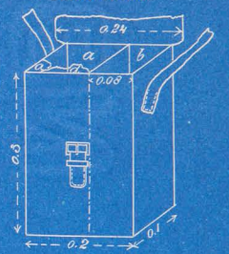

Fig. 60. ($\frac{1}{20}$). Draaiclrol.

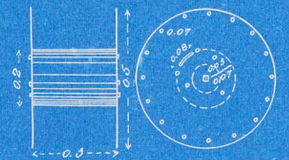

Fig. 61. ($\frac{1}{20}$) Zwengel.
A.S.

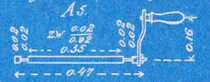

Fig. 62. ($\frac{1}{20}$)
van voren

Roldrager.
op zijde

van boven
met
draagstok

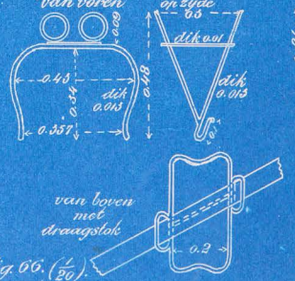

Fig. 63. ($\frac{1}{10}$)
Model isolatordrager
v. bamboe t. palen

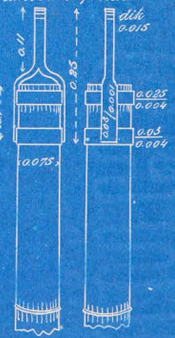

Fig. 64. ($\frac{1}{10}$)
Andere isolatordrager
v. bamboe t. palen.

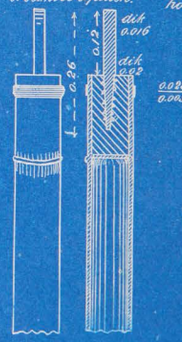

Fig. 65. ($\frac{1}{10}$).
Isolator-
drager v.
houten t. palen.



Fig. 66. ($\frac{1}{20}$).
Pikt.



Fig. 67. ($\frac{1}{10}$)
Isolatorenkistje Verdeeling.



De hoogte van dit kistje is 0.15 M. binnenwerks.

Fig. 68. ($\frac{1}{2}$). Isolator.
In de richting d. lijn gezien.
Doorsnede

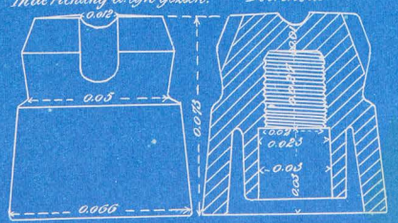

Fig. 69. ($\frac{1}{10}$)
Haakvormige
isolatordrager.



Fig 70. ($\frac{1}{2}$).
Beugeltje.



PERPUSTAKAAN NASIONAL
REPUBLIK INDONESIA



PERPUSTAKAAN NASIONAL
REPUBLIK INDONESIA

Fig. 70 a (1/5) Lasschen van kabel.
a Voorbereiden der kabeleinden.



Fig. 71 (1/10).
Krammendoosje.

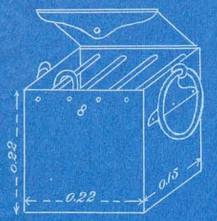

Fig. 72 (1/10).
Kram.



Fig. 73. (1/20).
Vlaggetje.



Fig. 74. (1/5).
Kikvorsch met spantouw.

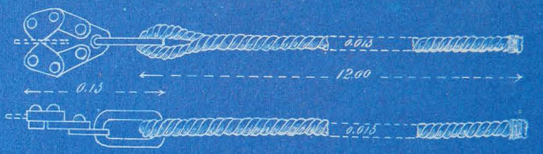

Fig. 75 (1/20).
IJzeren pikot met kop.

Fig. 76. (1/100).
Bamboe met snoeihaak.



Fig. 77. (1/10).
Doosje tot waterdicht smeersel.



Fig. 78. Verbinding met ruststroom. Metalen teruggeleiding.

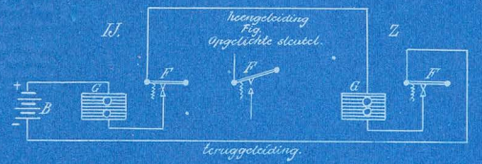

Fig. 79. Verbinding met arbeidsstroom. Grondgeleiding.

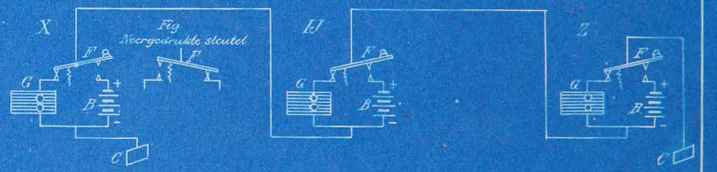

Fig. 80. 5 Stations. Verbinding met arbeidsstroom. Elk tusschenstation voorzien van een aardplaat.

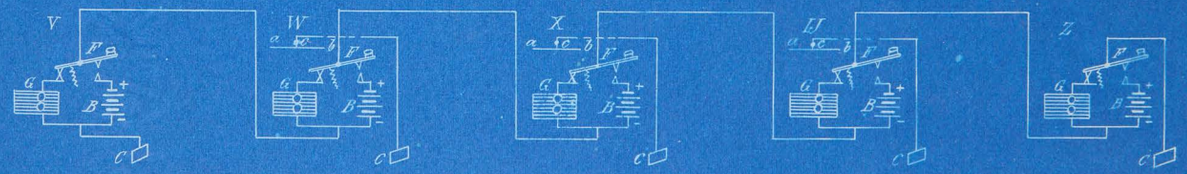

Fig. 81. 5 Stations. De lijn tusschen X en IJ verbroken.



Fig. 82. 6 Stations.



PERPUSTAKAAN NASIONAL
REPUBLIK INDONESIA



PERPUSTAKAAN NASIONAL
REPUBLIK INDONESIA

Fig. 83. Eindstation.

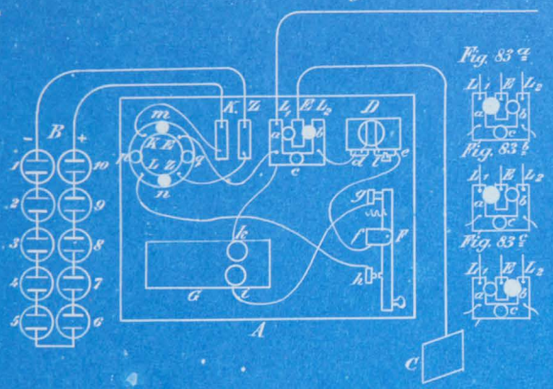

Fig. 83a

Fig. 84. Tusschenstation.

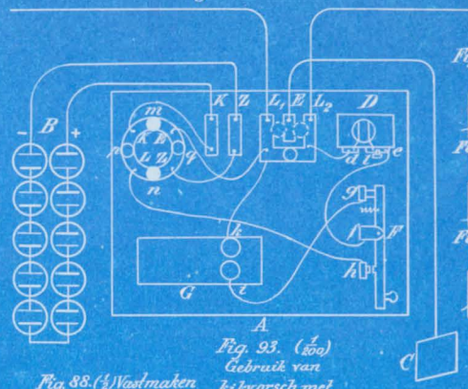

Fig. 84a Fig. 84d



Fig. 86. Enkele schroefvormige lasch.



Fig 87 Dubbele schroefvormige lasch.



Fig. 89. (1/100) Plaatsen van den eersten paal.

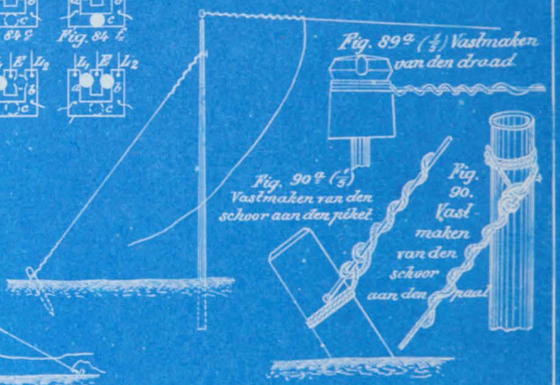

Fig. 89a (1/5) Vastmaken van den draad.

Fig. 90a (1/5) Vastmaken van den schoor aan den pikel.

Fig. 90. Vastmaken van den schoor aan den paal.

Fig. 85 Schets der verwisseling v. stroomrichting door d. poolwisselaar.

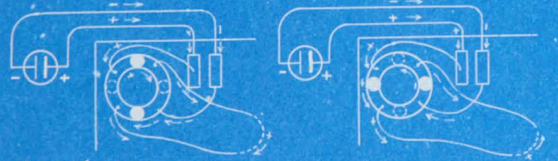

Fig. 88. (1/2) Vastmaken van den isolator op de isolatorsbeugel.



Fig. 93. (1/100) Gebruik van kikvorsch met spantouw.



Fig. 91. (1/100) Tusschenpaal.



Fig. 91a. (1/5) Plaatsing van draad en beugeltjes.

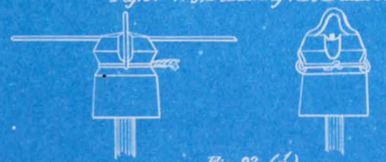

Fig. 92. (1/5) Vastmaken v. d. draad aan d. isolatoren d. vaste palen.



Fig. 94. Schoren bij hoeken grooter dan 135°



Fig. 96. (1/10) Gebruik Vd. haakr. isolator-drager.

Fig. 95. Schoren bij hoeken kleiner dan 135°



Fig. 97. (1/5) Verranging der beugeltjes door 1 stuk draad.



Fig. 98. (1/5) Verranging der beugeltjes door 2 stukken draad.



Fig. 99. (1/5) Vastmaken van dikken telegraafdraad aan de isolatoren van vaste palen.



Fig. 100. (1/5) Vastmaken van dikken telegraafdraad van de isolatoren van hoekpalen.



PERPUSTAKAAN NASIONAL
REPUBLIK INDONESIA



PERPUSTAKAAN NASIONAL
REPUBLIK INDONESIA

Fig: 101.



Fig: 102.



Fig: 103



Fig: 104.



Fig: 105.

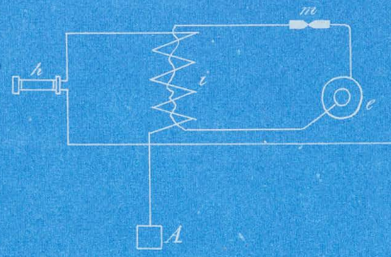

Legenda van Fig: 103-105.
m. microphoon.
e. batterij (element.)
i. inductie klos.
h. telephoon.

Geleiding tusschen de stations.

Fig: 108.

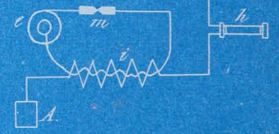

Fig: 107.

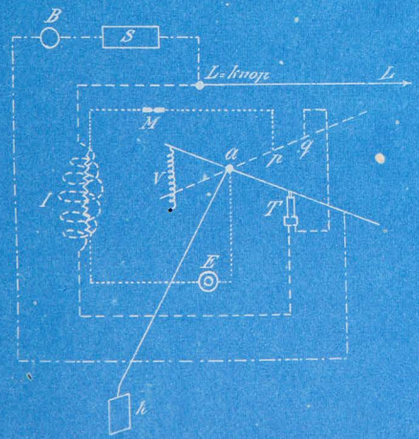

Legenda van Fig: 106 en 107.
a. aarde (knop)
B. Bel.
E. Element.
I. Inductieklos.
L. Luchtpijp.
M. Mikrophoon.
S. Siemens inductor.
T. Telephoon.
V. Veer.

Fig: 106.

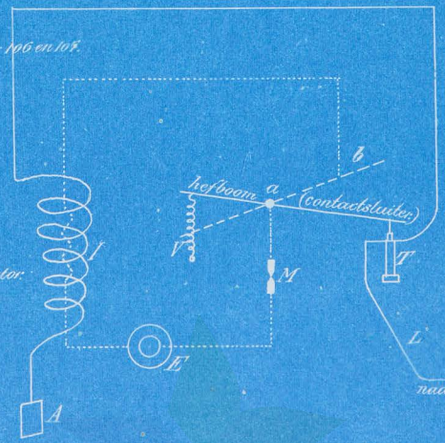

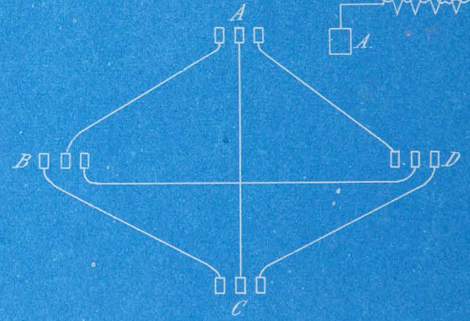

Fig: 109.

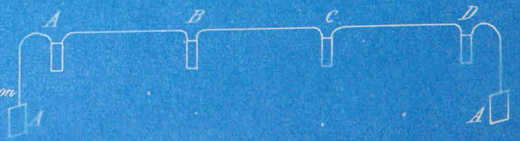

PERPUSTAKAAN NASIONAL
REPUBLIK INDONESIA



PERPUSTAKAAN NASIONAL
REPUBLIK INDONESIA

Fig: 110.
Telephoonkist.

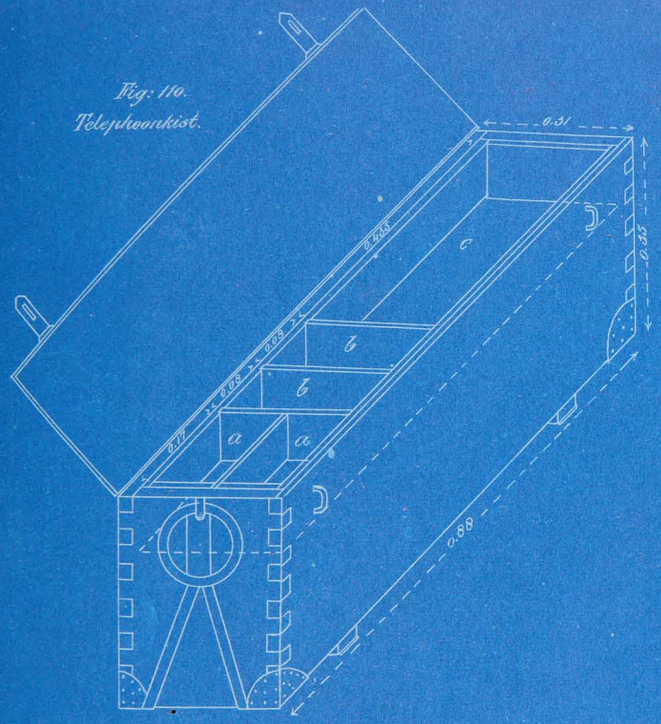

a = glazen bekers
b = poreuze potten
c = gereedschappen.

Fig: 112. Bell-telephoon.



Fig: 113. Siemens inductor.

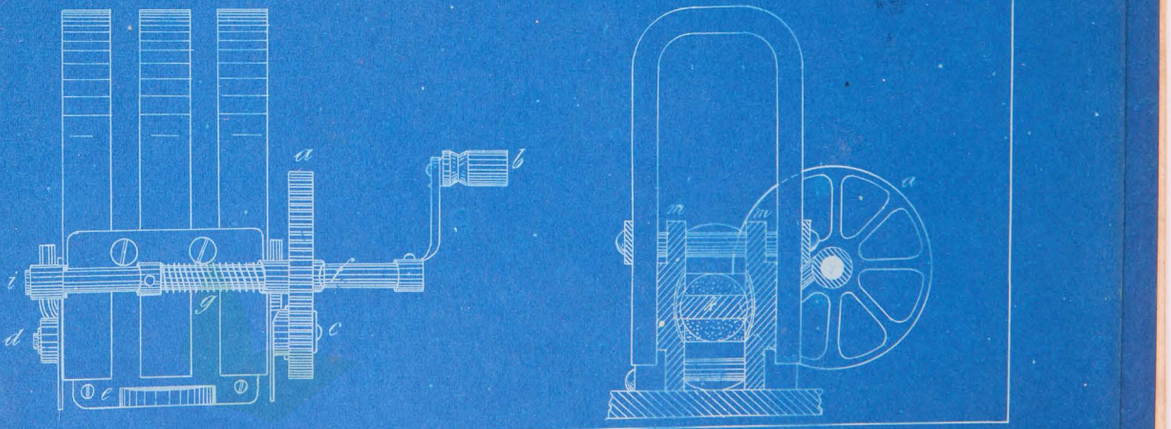

PERPUSTAKAAN NASIONAL
REPUBLIK INDONESIA



Fig. III. Bell Blake telephoontoestel.

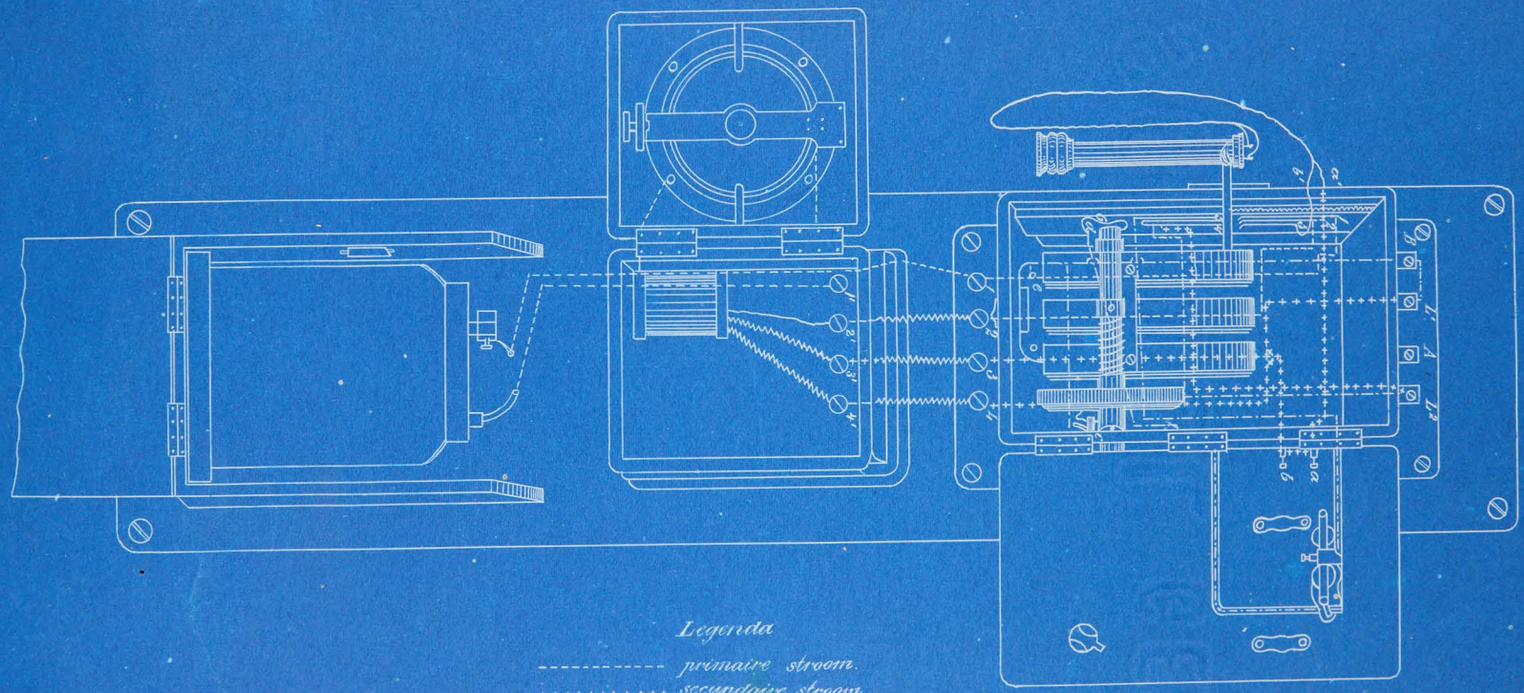

Legenda

---------- primaire stroom.

++++++++++ secundaire stroom.

-.-.-.-.-.- belstroom

PERPUSTAKAAN NASIONAL
REPUBLIK INDONESIA



PERPUSTAKAAN NASIONAL
REPUBLIK INDONESIA

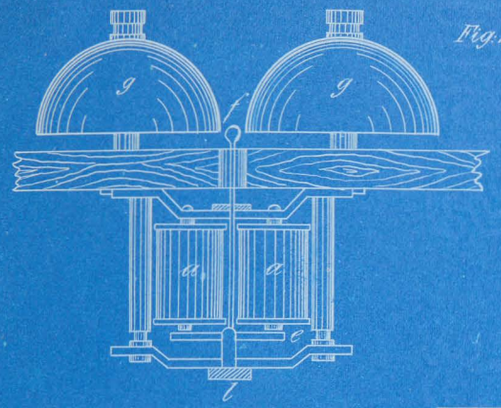

Fig. 114. Belinrichting.





Fig. 116. Bliksemafleider.

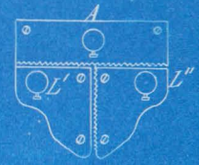

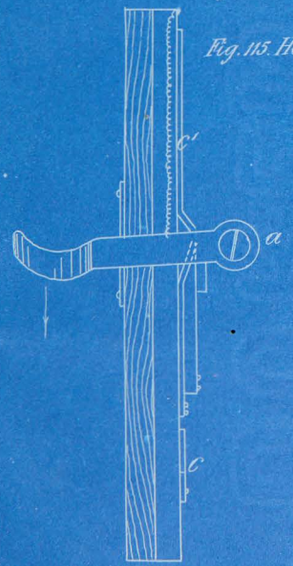

Fig. 115. Hefboomsarm.



Fig. 117. Microphoon.

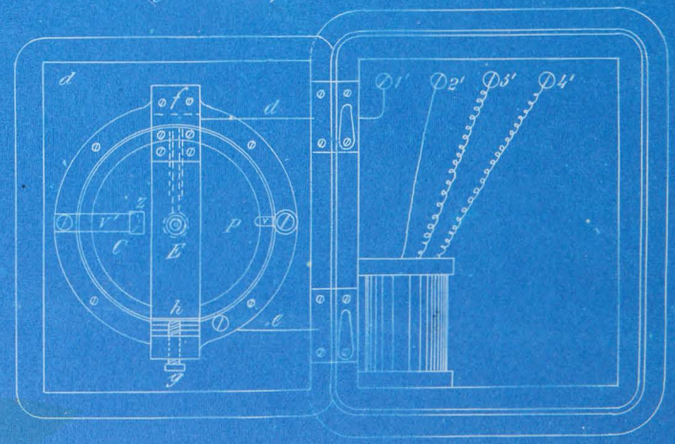

PERPUSTAKAAN NASIONAL
REPUBLIK INDONESIA

PERPUSTAKAAN NASIONAL
REPUBLIK INDONESIA

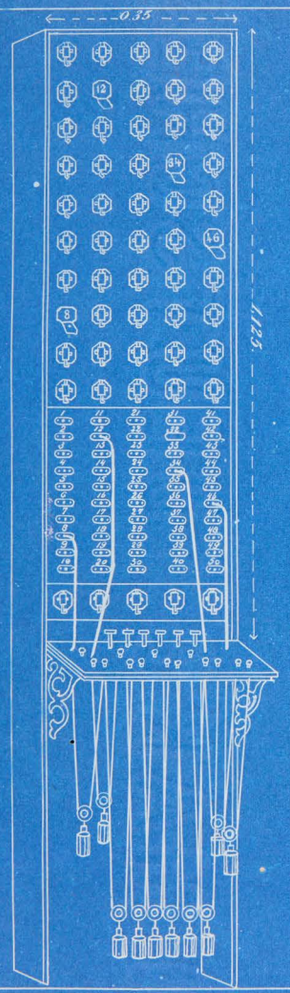

Fig. 119. Wisselbord.

Fig. 120 Stopgat.



Fig. 121 Electromagneten met voorliggende klep.

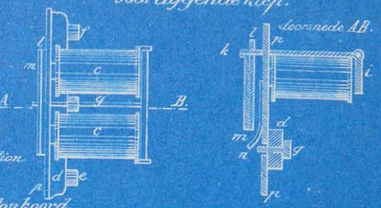

Fig. 122 Stop aan het einde van een stopkoord.



Stopgat met ingestoken koord.



Fig. 123.

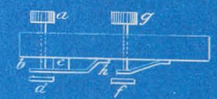

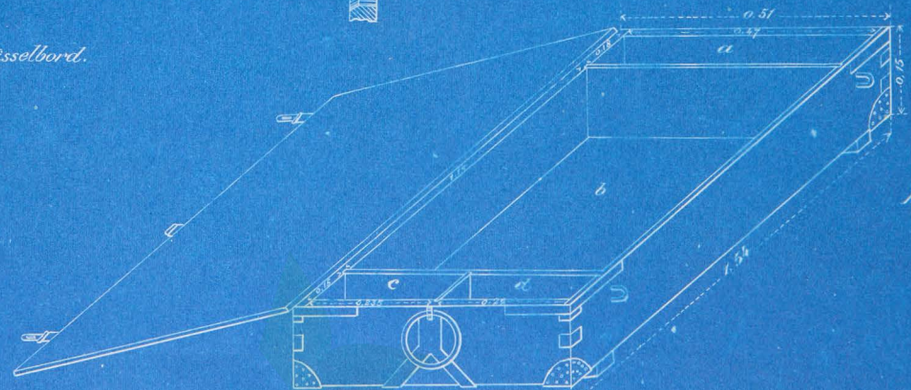

Fig. 118.
Kist voor het wisselbord.

PERPUSTAKAAN NASIONAL
REPUBLIK INDONESIA

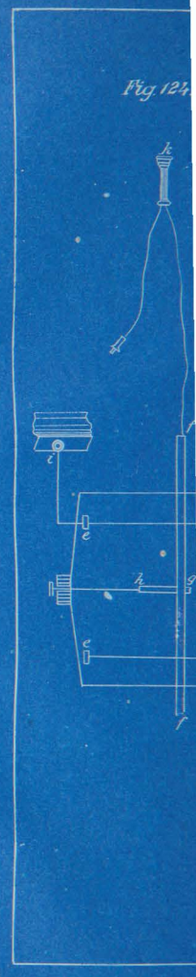

PERPUSTAKAAN NASIONAL
REPUBLIK INDONESIA

Fig. 124.

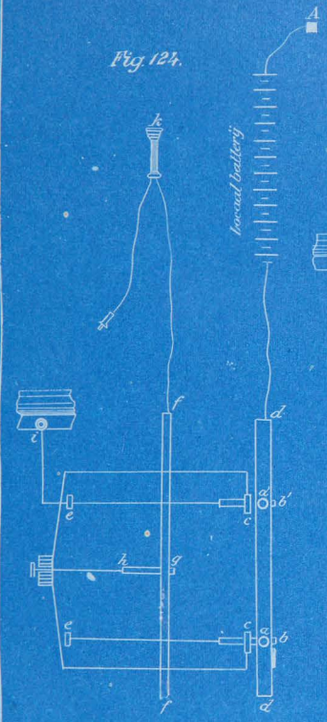

Fig. 125.

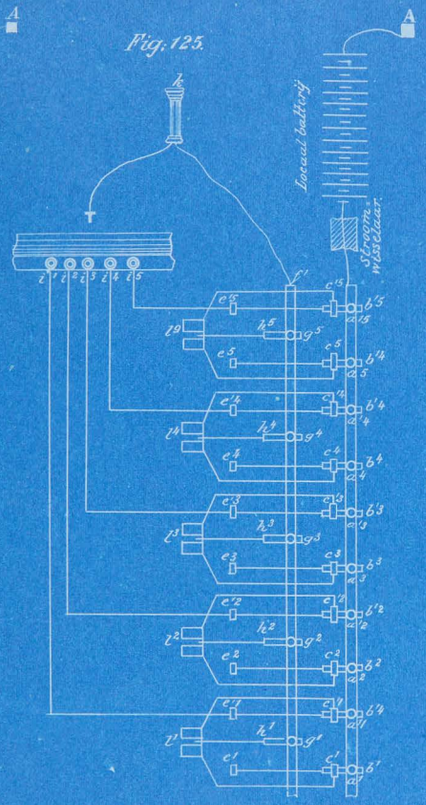

Fig. 126 Alarmschel.

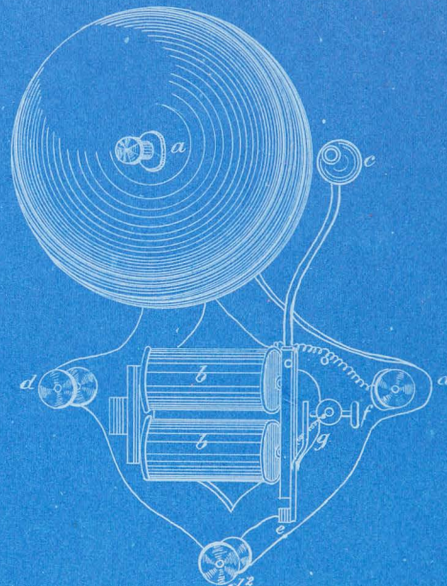

Fig. 129.

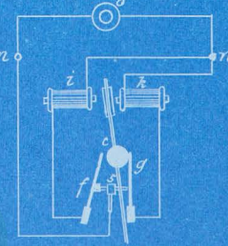

Fig. 127 Bliksemafleider.

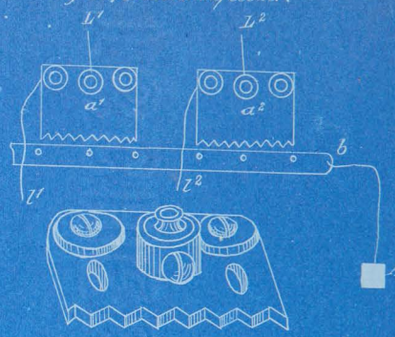

Fig. 128 Automatische stroomwisselaar



PERPUSTAKAAN NASIONAL
REPUBLIK INDONESIA



PERPUSTAKAAN NASIONAL
REPUBLIK INDONESIA

Fig: 130.

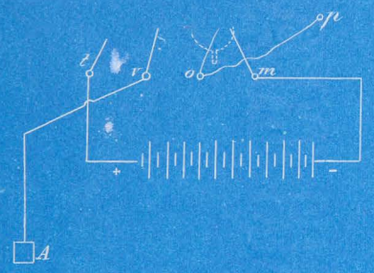

Fig: 131.

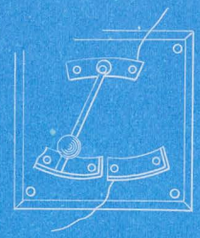

Fig: 133.

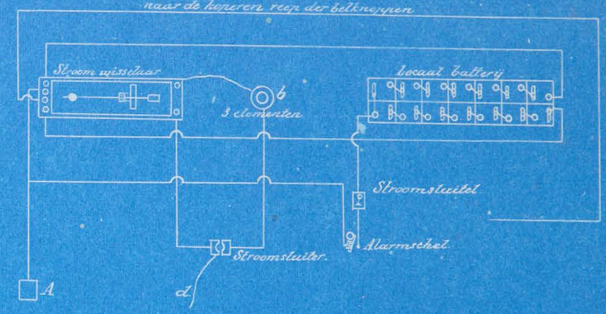

Fig: 132

Stroomsluiter.

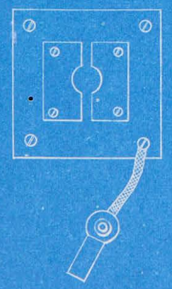

Fig: 135.



Fig: 136.

Telephoonpalen en Telephoonjukken.

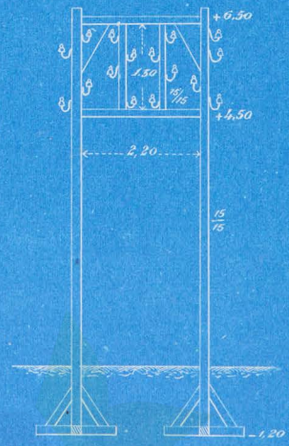

Fig: 137.

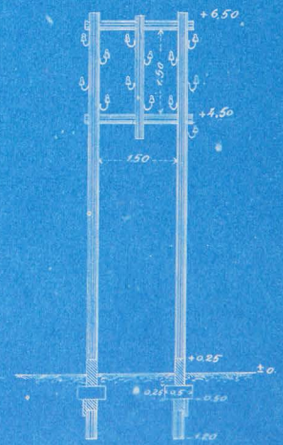

Fig: 138.

Voorziening van het onder-einde van een paal.



PERPUSTAKAAN NASIONAL
REPUBLIK INDONESIA

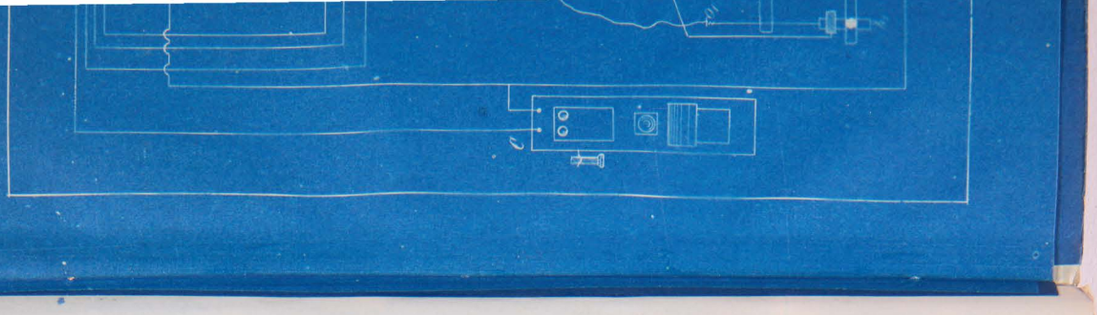

PERPUSTAKAAN NASIONAL
REPUBLIK INDONESIA

Fig: 134

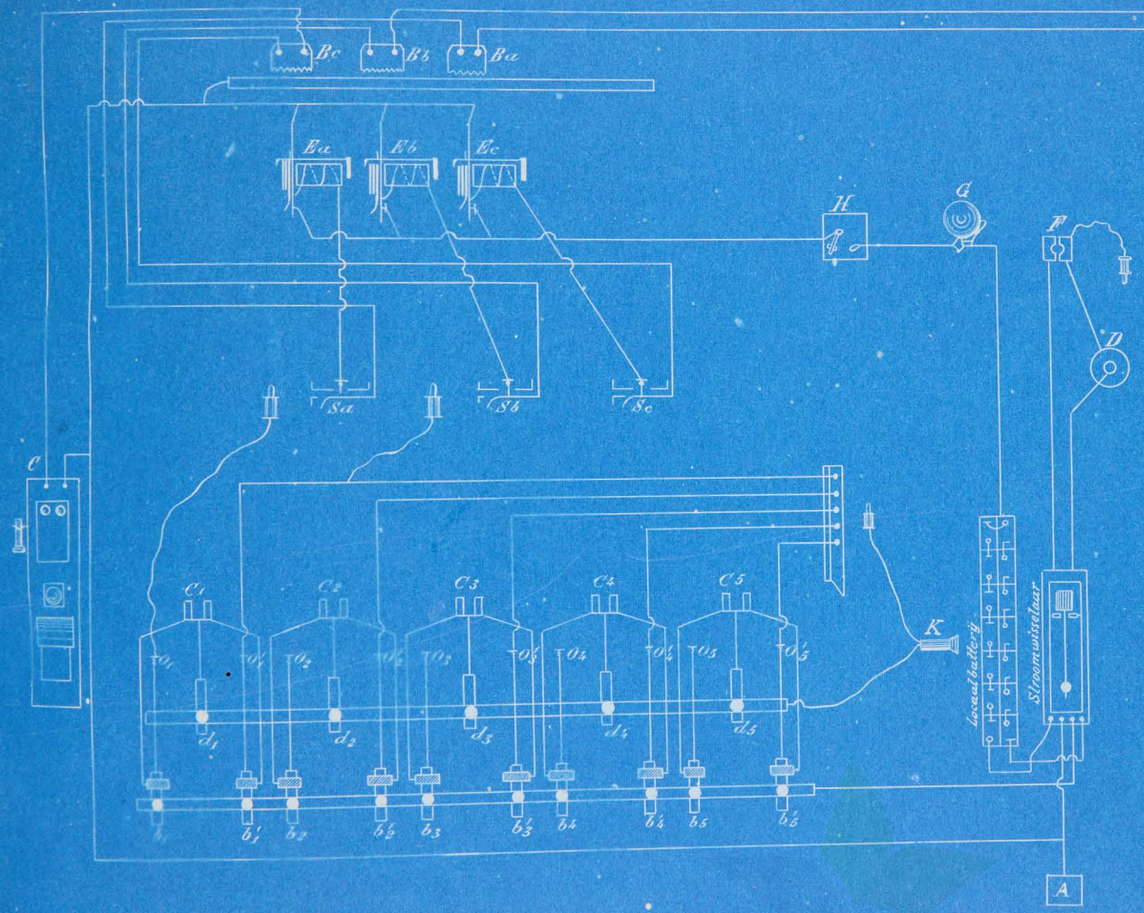

Legenda:

A. Telefoonloestelstation.
B. id. id.
C id. centraalstation.
Ba. Bliksemafleider voor lijn naar station A.
Bb. Bliksemafleider voor lijn naar station B.
Bc. Bliksemafleider voor lijn naar centraalstation.
C_1, C_2, C_3, C_4, C_5. Controle kleppen.
b_1, b_2', b_2, b_2' enz. enz. Belknoppen.
d_1, d_2' enz. Drukknoppen voor den controleur.
D. Batterij voor den stroomwisselaar
Ea. Electromagneet met klep voor station A.
Eb. Electromagneet met klep voor station B.
Ec. id. id. centraalstation.
F Stroomsluiter voor het inwerking stellen van den stroomwisselaar.
G. Alarmschel.
H. Stroomsleutel voor het in werking stellen van de alarmschel.
K. Controleur.
O_1, O_1' enz. Ophangpunten der stopkoorden.
Sa enz. Stopgat van het station A en B en centraalstation.
A Aardplaten.

PERPUSTAKAAN NASIONAL
REPUBLIK INDONESIA



PERPUSTAKAAN NASIONAL
REPUBLIK INDONESIA

Fig. 139 Rood-en witte vlag.



Fig. 140 ($\frac{1}{30}$)
Zwarte vlag.



Fig. 141 ($\frac{1}{10}$)
Petroleum
stormlantaren.



Fig. 142 ($\frac{1}{10}$)
Rijtuiglantaren.

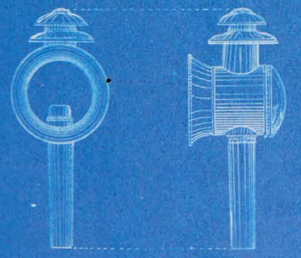

Fig. 143 ($\frac{1}{10}$)
Vuurpijl met slagwerk.



Fig. 145 ($\frac{1}{30}$)
Bepalen van het zwaartepunt.



Fig. 144 ($\frac{1}{10}$)
Vuurpijl met speelwerk.



Fig. 146 ($\frac{1}{100}$)
Seinkist of Klepkast.

Doorsnede volgens A B.

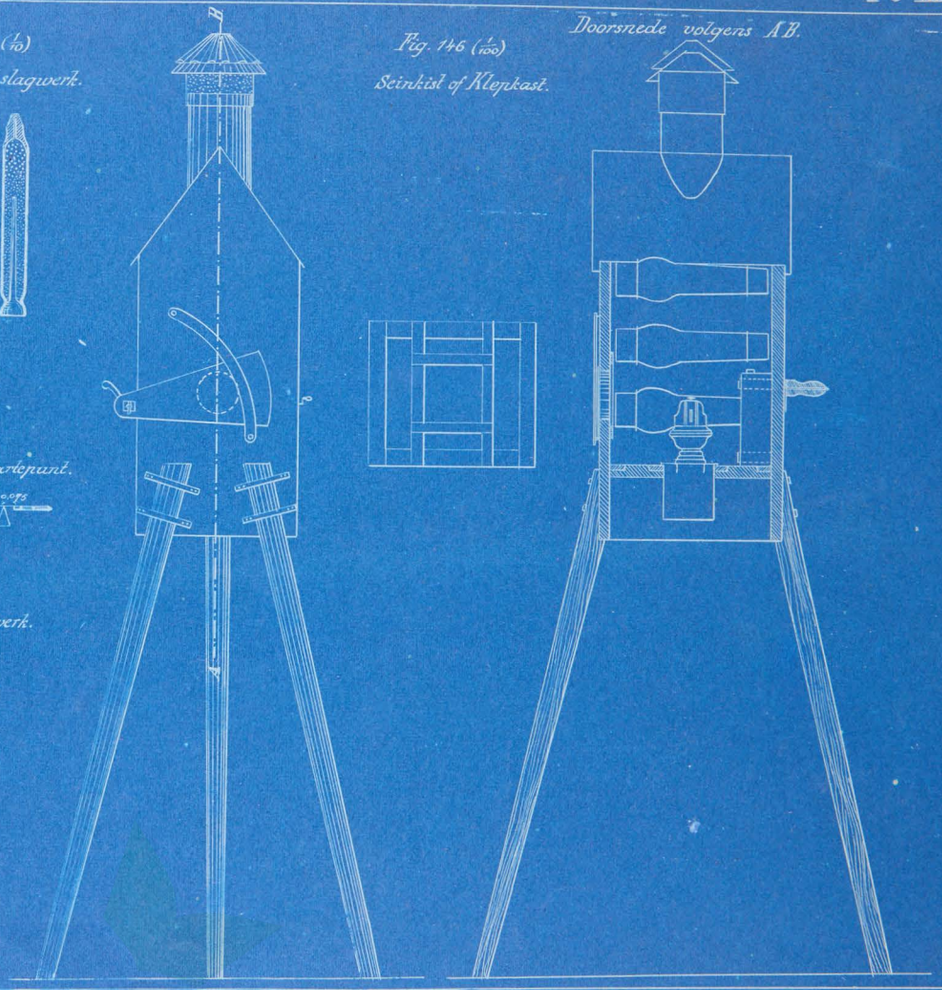

PERPUSTAKAAN NASIONAL
REPUBLIK INDONESIA

PERPUSTAKAAN NASIONAL
REPUBLIK INDONESIA

Fig. 147. Seingever Mangin.

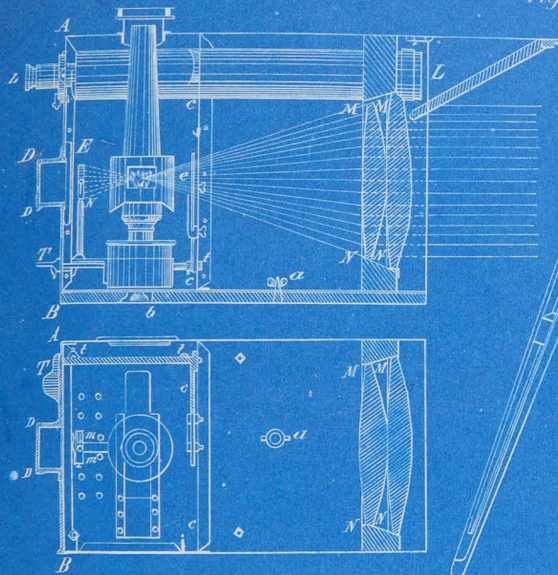

Fig. 149 Drievoet voor seingever Mangin.



Fig. 156 Kist voor den Mangin toestel.

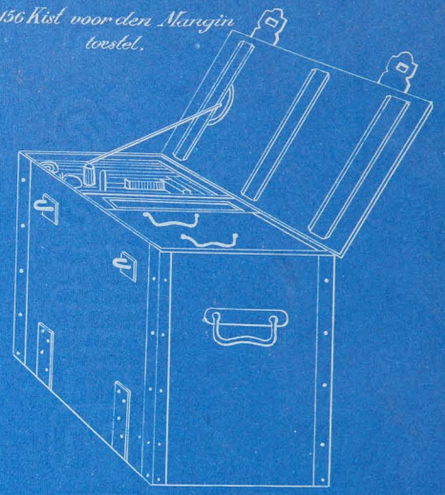

Fig. 157.

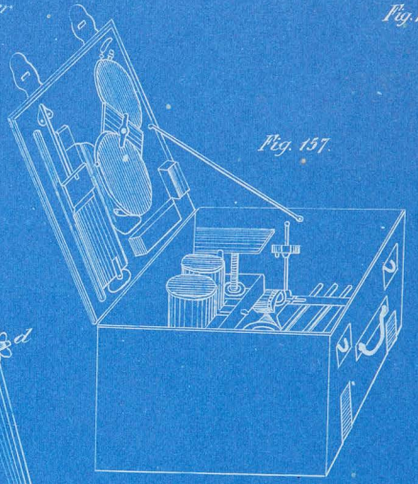

Fig. 148 Scherm.

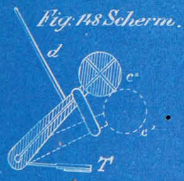

Fig. 150 Oculair van de seinontvanger Mangin.

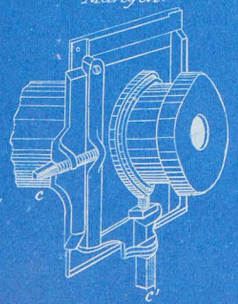

Fig. 152 Oculairbuis.



Fig. 153.

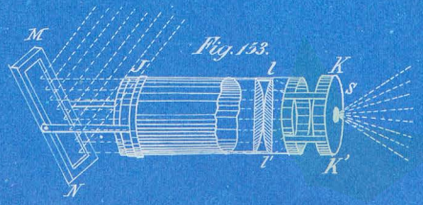

Fig. 154 Heliostaat.

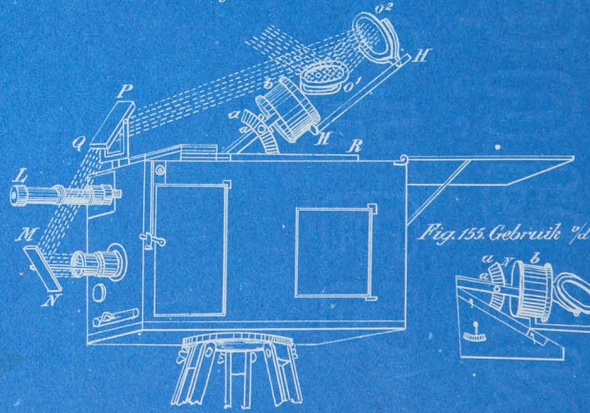

Fig. 151 Regelingsbuis.



Fig. 155. Gebruik v/d heliostaat.



Fig: 157a ($\frac{1}{10}$)
Kist tot rijtuiglantaarns.

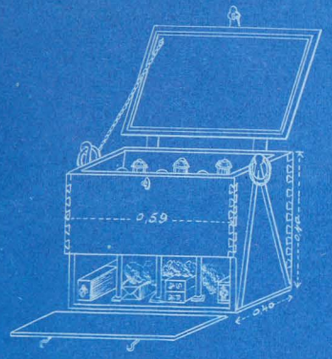

Fig: 158a ($\frac{1}{10}$)
Trommel tot schrijfbehoeften

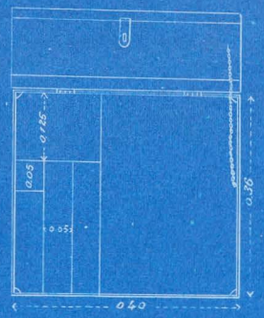

Fig: 158b ($\frac{1}{10}$)



Fig: 161 ($\frac{1}{100}$) Gewone seinpaal. (van bamboe)

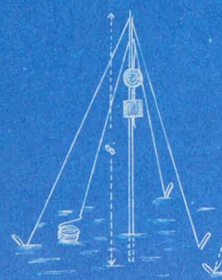

Fig: 162 ($\frac{1}{200}$) Seinpaal met losse dwarsarm (van bamboe)



Fig: 159 ($\frac{1}{3}$) Binnenaanzicht van den deksel.

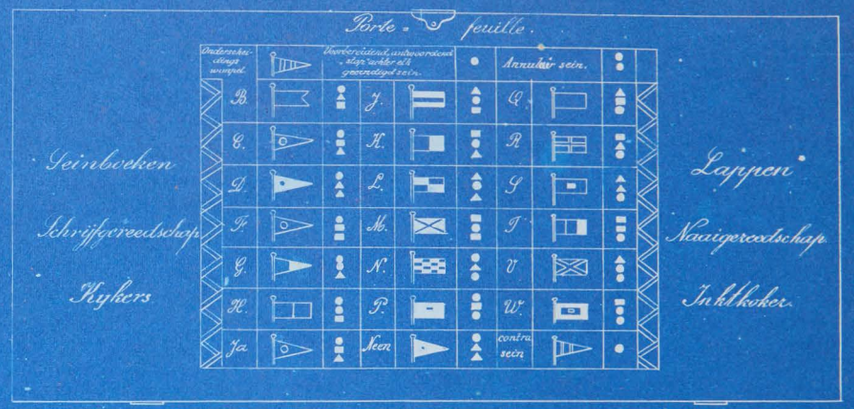

Fig: 160 ($\frac{1}{3}$) Bovenaanzicht van de geopende kist.



PERPUSTAKAAN NASIONAL
REPUBLIK INDONESIA



PERPUSTAKAAN NASIONAL
REPUBLIK INDONESIA

Fig: 163. ($\frac{1}{200}$)
Seinpaal met vasten dwarsarm (van bamboe)

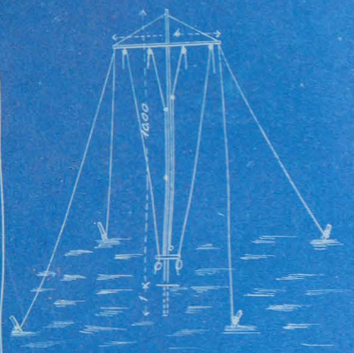

Fig: 164. ($\frac{1}{100}$) Seinpaal voor het stelsel van Houtsroij.

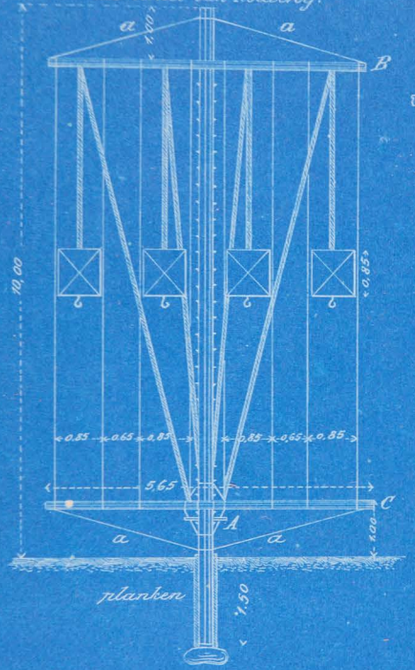

Fig: 165. ($\frac{1}{50}$)
Detail bij A.

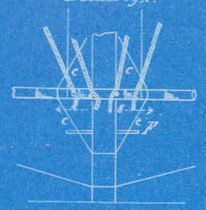

Fig: 166. ($\frac{1}{50}$)
Detail bij A.



Fig: 167. ($\frac{1}{20}$)
Samenstelling (van bamboe.)

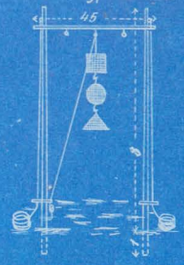

Fig: 168 ($\frac{1}{8}$) Zunder.



Fig: 169. ($\frac{1}{500}$) Alarmstangen.



Fig: 170.

Fig: 171



Fig: 172.

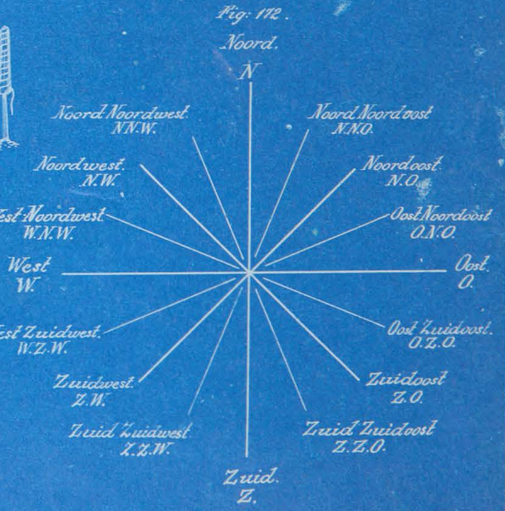

Fig: 173. Groote Beer.



Fig: 174. Orion



Fig: 175. Zuidenkruis.



PERPUSTAKAAN NASIONAL
REPUBLIK INDONESIA



PERPUSTAKAAN NASIONAL
REPUBLIK INDONESIA

PERPUSTAKAAN NASIONAL
REPUBLIK INDONESIA



PERPUSTAKAAN NASIONAL
REPUBLIK INDONESIA

PERPUSTAKAAN NASIONAL
REPUBLIK INDONESIA


PERPUSTAKAAN NASIONAL
REPUBLIK INDONESIA